

Flies & Lies

North Idaho Fly Casters, P.O. Box 1698, Coeur d'Alene, ID 83816

www.NorthIdahoFlyCasters.org

FEBRUARY 2024

Net Building Class 2024

By LESLIE BALSLEY



A near record number of people signed up for net building this year! Tom McLaughlin was kind enough to host at his shop again and the number of people pushed the capabilities of his marvelous workspace. The first day started with bending the wood around the appropriate frame depending on the size of net. From the pictures you can see it was a group effort! Waxing the frame, gluing and drying was step two. It was tricky because glue was drying and you had to get the wood back around the frame.



We are the NIFC

Since 1977, the North Idaho Fly Casters Club has been dedicated to all facets of the sport of fly fishing by providing a wide range of educational, social and conservation opportunities to the fly fishing enthusiast.

Inside this issue:

<u>Net Building 2024</u>	<u>1</u>
<u>President's Message</u>	<u>2</u>
<u>Club news</u>	<u>3</u>
<u>Calendar</u>	<u>4</u>
<u>FOTM - Puff Puff Midge</u>	<u>5</u>
<u>NIFC Board Minutes</u>	<u>6</u>
<u>Net Building 2024 (cont)</u>	<u>7</u>
<u>January Guest - Jim Rogers</u>	<u>8</u>
<u>President's Message (cont)</u>	<u>9</u>
<u>Rod Building Update</u>	<u>9</u>
<u>Project Healing Waters</u>	<u>9</u>
<u>NIFC Board Minutes (cont)</u>	<u>10</u>
<u>Birthdays</u>	<u>10</u>
<u>Officers-Trustees/</u>	
<u>Club Name Badge</u>	<u>11</u>
<u>Corp. Membership</u>	<u>12/13</u>



See NET page 7

President's Message

By RICHARD BIRKETT



Our net building class is underway, thanks to Tom McLaughlin who offers his shop to our members. Last Saturday (January 27) was the first day so at the time of this writing our builders hopefully have their hoops clamped down and glued, waiting for the upcoming weekend to sand down the handle and hoop and complete assembly. That's a great feeling to build something with your own hands, learn a new skill, and then use it for the first time.

Our rod building class is just around the corner with the first class set for March 2. If I were to contrast the two, rod building requires more work ahead of time by the participant. You had to determine what type of rod you wanted to build, then you had to procure the rod blank, handle, reel seat, eyes, winding thread, butt, tip, and winding check – all online at least a few weeks ahead of time (might be more if you needed to buy epoxy and flexcoat). That presents a bit of a challenge for those who haven't done that before, and it's why we had a planning meeting set for last Saturday. A few minutes talking will save a lot of time, and the teachers will be able to anticipate your needs so you can purchase the items and have them delivered before the March 2 date.

My first rod kit was bought from an old catalog company wayyyyyy before the internet. Herter's had a one-inch thick catalog with order blanks in the back that you used to order the materials. It told me to pick a rod and they would send all the materials. There wasn't a choice in materials, colors, or types. You got what you got! I didn't have a checking account when I was fourteen, so I had to get a money order. It was a stiff, two piece, 7' 5 weight rod that took me about two days to assemble. After I saved enough money, I bought a reel, line and leader and took it to Oregon on vacation.

Last year I built my second rod, from an online company using a credit card. It went a lot smoother. This time it was a four piece, 9'4" 4 weight. While I assumed that I was going to be familiar with the process, I learned a lot, which is why I thought I would share with you today my experience.

First, what drew me to build a rod was to fill a spot in my arsenal. I decided to build a 4 weight. I have 3, 5, and 6 weight rods, but the 4 weight would go better

with some of our local streams.

There were a couple of websites where I could buy the entire kit, so I spent a few hours looking at each of them. Rod manufacturers offer their blanks, but I chose one of the websites recommended by our guys where I could mix and match. The materials arrived within a few weeks, and we began the class.

Again, contrasting my first rod building experience to today, I was on my own back then, armed only with a catalog. Last year we had several guys who built rods, with Doug Fagerness always there to offer a suggestion or two. I recalled the winding procedures, but learned a few tricks to keeping them straight, including using a tool. The handle and seat needed modification, but again they had the tools to make it work.

My first rod was fiberglass, as we didn't have carbon fiber then. It was heavy and could stand a beating. Today's rods are much lighter and, in some ways, more delicate, especially if you hit it with a beadhead nymph on a backcast, like I did last September. My new 4 weight took a direct hit, and the tip section broke.

I ordered a new section from the same website and used my newly learned techniques, removing the eyes from the old section and winding them onto the new section. I had to consult Doug on how to cut the tip section as the new one was too long, but once again, his guidance was helpful. I had the rod up and running in a few days.

What suggestions would I have for those who have signed up for this year's rod building class?

1. **Take advantage of the time.** Be at the planning session (I know it's too late now, but this is important) because you will have questions even if you think you don't. Doug, Dave, Tom, and others will walk through the process so that you have a list of things to buy. Besides, they need to know what to expect, including what rods are being built, versus repaired. How many rods are being built and what type will help them prepare the space for winding and drying. And in the case where the class reaches double-digit headcount, it helps to stagger the use of the equipment.
2. **Go over your list with an instructor.** I bought a rod blank, handle, reel seat, and butt section separately because I wanted to customize my rod. I purchased a set of eyes so that they matched. I assumed that a

[See PRESIDENT page 9](#)

CLUB NEWS

THE NEXT CLUB PROGRAM

NIFC holds dinner meetings from September through May on the third Thursday of each month.

February 15, 2024

**Coeur d'Alene Inn
506 W. Appleway Avenue
Coeur d'Alene, Idaho**

Wet Fly Hour at 5:00PM
Dinner at 6:00PM
Meeting at 7:00PM

February Guest Speaker: Ed Lider, NIFC member and retired Fisheries Biologist USFS. Ed remains active in conservation activities, especially on the North Fork of the Coeur D'Alene River. He is an active participant in the ongoing effort to install a boat launch access point at the Prichard Day Use Area and he is helping our club produce the Fly Fishing 101 course later this year.

*****RSVP Please*****RSVP Please*****

Reservations and dinner choices can be made by emailing craigpbaumann@gmail.com
Dinner options for the February 15th meeting are Pork Marsala OR a Vegetarian plate option.
The price is **\$25**.

Deadline for reservations is Monday, February 12th at 5:00PM. Please indicate your menu choice.

Please pay for dinner at the door with cash, check or card. A 75 cent card-use fee will be added on.

MEMBERSHIP RENEWALS

2023-2024 club dues can be mailed to:

North Idaho Fly Casters
P.O. Box 1698
Coeur d'Alene, ID 83816-1698

Annual Membership Dues:
\$30.00 Family/Single/Senior
\$50.00 Corporate/Business
The membership year is September 2023 through August 2024.

NEW MEMBERS

Mick Nocera
Phillip Dooley

WELCOME!

MERCHANDISE

To order something with the NIFC Logo printed on it, call Patrick Smith at (480) 374-0218 or email smith.patrick075@gmail.com



LIBRARY NEWS



You can obtain the library inventory list on our Facebook page or direct from Pat. If you are interested in checking something out of the library, send an email to Pat Smith at smith.patrick075@gmail.com. Include the number and name of the item from the inventory list and he will try to have it available for you at the next meeting.

RAFFLE WINNERS

The January 2024 meeting marked our first raffle of the new year. I want to thank everyone for donating to the clubs Christmas raffle. Thanks to you, the raffle was a great success. It looked like we had some really great stuff for you to win. Now that we are in the new year, we look forward to more wonderful raffles in the coming months. If you have something you would like to donate to the club, all you have to do is let Dave Gillmor know. You can call him at: (208) 920-9000.

ITEM	DONATED BY	WINNER
Books	Jim M. & Doug Fagerness	Doug Fraiser
\$25.00 Gift Certificate	Skip Quade	Doug P.
Jamaican Rum	D. & D. Londeree	Renee Blythe
Idaho Secret Waters	Rick Slanich	Craig Brummer
Tool Stadium	Club	Steve Meier
\$25.00 Gift Certificate	Skip Quade	Renee Blythe
Spool Riser	Club	Dave Londeree
Peanut Butter Cookies	Dave Londeree	Derek Darst
Pendleton Whiskey	Wayne Hudlemeyer	Dave Londeree
Fish Glasses & Picture	D. & D. Londeree	Derek Darst
Dish Set	Bud Frasca	Derek Darst
Fly Tying Material	Dave Londeree	Matt Valbusa

Sharing the fun of fishing turns strangers into friends in a few hours.

February 2024

Sun	Mon	Tue	Wed	Thu	Fri	Sat
				1	2	3
4	5	6	7	8	9	10
11	12	13	14	15	16	17
18	19	20	21	22	23	24
25	26	27	28	29		

March 2024

Sun	Mon	Tue	Wed	Thu	Fri	Sat
					1	2
3	4	5	6	7	8	9
10	11	12	13	14	15	16
17	18	19	20	21	22	23
²⁴ / ₃₁	25	26	27	28	29	30

April 2024

Sun	Mon	Tue	Wed	Thu	Fri	Sat
	1	2	3	4	5	6
7	8	9	10	11	12	13
14	15	16	17	18	19	20
21	22	23	24	25	26	27
28	29	30				

CALENDAR

February 2024

- 8th — NIFC Board Meeting
- 12th — RSVP for Dinner Meeting
- 14th — Valentine’s Day
- 15th — NIFC Dinner Meeting



March 2024

- 14th — NIFC Board Meeting
- 17th — St. Patrick’s Day
- 18th — RSVP for Dinner Meeting
- 21st — NIFC Dinner Meeting



April 2024

- 11th — NIFC Board Meeting
- 15th — RSVP for Dinner Meeting
- 18th — NIFC Dinner Meeting



GOING OUT OF BUSINESS

NORTHWEST CLASSIC TACKLE

Bud Frasca has decided to close the doors at “Northwest Classic Tackle”. Bud is a long-time member of NIFC and has supported us very well over the years.

The shop will have a “close out” sale with **30% off everything** in the store until everything is gone. The store will be open from **10:00 AM to 5:00 PM Mondays, Wednesdays and Fridays**. Here is your chance to stock up on all you need to outfit yourself. The store is located at **9751 Government Way in Hayden** (just north of Hayden Avenue).

Fly of the Month: Courtesy of Dave Londeree

PUFF PUFF MIDGE

HOOK: Light wire curved U202 size 18

THREAD: Gray 8/0

RIB: Gray thread colored black

UNDER WING: White 0.5mm foam

PUFF: White CDC (Cul De Canard) Tufts

Tying Steps:

1. Pinch the barb flat and mount the hook in your vise.
2. Start the thread behind the hook eye.
3. Cover the hook body to ½ way around the bend. Spin your bobbin counter clockwise to flatten the thread. Make a smooth thin body ending at the back of the body.
4. Using a sharpie color about ¾ inch of the thread. Use the black thread to make the rib in open spirals toward the eye.
5. Cut the 0.5 mm foam to a width of the hook gap. You will need about a ¾ inch long piece.
6. Tie the foam behind the hook eye with the long end pointing to the back.
7. Wrap thread to make an abdomen 2 hook eye lengths on top of the hook. Leaving a space behind the hook eye.
8. Bend the foam back over to the hook eye and tie it down. Be very careful not to cut the foam with your thread.
9. Stack 2 CDC tufts. Loosely tie the tufts on top of the hook where you tied the foam down. Pull the tufts back to the desired length and tie them tight. This will form a PUFF
10. Snip the back ends of the tufts to make the back PUFF.
11. Whip finish behind the hook eye.



Take your time tying this fly. Besides the hook and thread there are only 2 materials, foam and CDC. It's always good to have Midges in your fly box.



*You'll never get bored when
you try something new.
There's really no limit to
what you can do.*

Dr. Suess


NIFC Board Minutes – January 2024

Submitted by RICHARD BIRKETT, PRESIDENT

Date: January 11, 2024

Time: 5:30 PM

Location: Zoom



1. Call to Order
2. Social
 - a. Fishout Schedule for 2024
 - i. June 22: Borley, NF CDA
 - b. Speakers
 - i. January: Jim Rogers, Alaska Highway Tour
 - ii. February: ?
 - iii. March: Kelly Laatsch, St. Mary Angler Fly Shop, Cranbrook, BC
 - iv. April: Shawn Bennett, Grace Tree Service
 - v. May: Lenny Moffo (Skip)
3. Educational
4. Conservation
 - a. Watershed Advisory Group Updates
 - i. North Fork CDA: Meeting 3/7/24
 - ii. South Fork CDA: No meeting on agenda as of 1/7/24. Might be in April
 - b. Prichard Day Use Boat Launch Update
 - i. Grant options
 - i. FFI
 1. History
 - a. 2013: North Fork of the Coeur d'Alene River Access
 - b. 2011: Steamboat Pond Access Improvement
 2. Application process
 - a. Online
 - b. See application instructions
 - ii. Idaho Fish & Wildlife Foundation
 1. Jan 31 - April 30
 - iii. IDFG
 1. Community Challenge Grant
 2. Opening Feb - April, with grants announced end of summer
 - ii. Information required
 - i. Costs - rock, equipment, permits
 - ii. Responsibilities
 - iii. Timelines
 - iii. Grant will be necessary
 - i. Motion: \$2,500 for the completion of the Prichard Day Use Area boat launch project
 1. Motion by Mark; 2nd by Dave L.
 2. Approved 7-0
 - ii. Mark and Rich will complete the grant application, and letter to USFS for approval of project.
 - iii. Additional conversations with Friends of the River Coalition.
 1. Might they also know of an organization involved with recreational use of the North Fork?

ROD from page 1



I enjoyed using all the power tools to cut the edges and do a lot of sanding to make sure the net frames were super smooth. I can't imagine how you could do it without power sanders. Net builders were sent home with oil to create the final finish and information about how to tie the net onto the frame. I hope I can remember how.



January's Guest Speaker - Walter "Jim" Rogers

By RICHARD BIRKETT

Every once in a while, we get a treat, and once again we found that one of our own members was willing to share an experience of a lifetime last month as Jim Rogers presented his trip on the Alaskan Highway.

If you don't know Jim, you should. He's a long-time member of the club, a past Officer and all around great guy. When you meet him, you might just find him entertaining, gregarious, and very friendly. Yet there is an interesting side to him that often escapes our view.

You see he's always in stealth mode. First off, his name is Walter, so Jim is his cover; something to throw us off the trail. Second, he does things without planning. This too serves to keep him hidden from view. This impromptu approach happened again recently when he dropped out of sight after hearing about the Alaska Highway.




As Jim told us, he thought about it for a brief period of time and then he just **left!** He didn't even have time to rid the van of mice, choosing to load up and go that very day. Nineteen days and 5,399 miles later, he returned to Coeur D'Alene, with zero mice and finally getting to drink the scotch (that remained on his counter the entire trip without spilling a drop!. Wow this guy is good!)

During that time, he traversed across Canada, met people and camped at places for the first time, took advantage of the world famous South Cariboo Garlic Festival, and returned with pictures that made us absolutely jealous. The rivers, mountains and glaciers were spectacular.

So were his stories about people he met along the way, including a friend of a friend on a special "out of the way" journey. The Canadian friendliness showed through again as Jim found and shared the times at local eateries, shops and stops.

I know that Jim, er Walter, spent a lot of time preparing his presentation and we very much appreciated his sharing a bucket list trip with the club. It's very special to have someone who enjoys spending time with us for a special evening. Thank you Jim!



Shorten your line, focus your casts, and slow things down.

Enjoy the magic of local fishing."

— Fennel Hudson,

PRESIDENT from page 2

winding check would come with either the set of eyes or the handle, but it didn't. I ordered one but it was the wrong size. Luckily Doug had an extra that fit so we didn't get held up too much. If I had double-checked that list ahead of time, I would have avoided this.

3. **Anticipate supply chain issues, i.e. slow shipping.** My parts took 2 weeks to receive, and they were "In stock". Today I am hearing 3-4 weeks, and some things are not in stock, so it could be worse. These are the times we live in, unfortunately, so we adjust and anticipate. Another reason why the planning session is important.
4. **Learn.** Ask questions and watch the other people building their rods. You will get ideas

for this project or one in the future. I watched Sue Morgan wind her rod last year and am still impressed with the color and pattern she used. My rod is more of a fishing implement, but hers is art. This class gives you a skillset that lasts, and we have folks who have plenty of rods, but still make them to give to others because they enjoy rod building.

So, for those of you who have built, or are building rods this year, please do us one favor. When you are finished, could you bring your rods to the meeting so that others can see your handiwork? I think they would enjoy hearing about your time building the rod as much as seeing how it looks. Enjoy your February and see you at the meeting!

Rod Building Update

By TOM McLAUGHLIN

Attendance at the Rod Building Planning meeting was disappointing. Therefore, any members that still want to build a rod and could not attend the meeting, you will need to procure your blanks and parts prior to the March build. Please let Dave Londeree know at the February general meeting so he can have wrapping equipment for you. Doug Fagerness offered to field any rod parts questions that you may have prior to ordering your parts. You can email him at Fagerness.Doug@gmail.com.

Rod building will begin at 8:30 am on Saturday, March 2nd at 12245 N Rimrock Rd, Hayden, ID 83835. Please carpool to manage parking.



Project Healing Waters Fly Fishing

VFW meeting room, 406 N 4th Street, Coeur d'Alene, ID
10:00 a.m. to 1:00 p.m., 1st and 3rd Wednesdays

This program is for disabled Veterans. If you are interested in participating or volunteering, please contact:
Brian Saks
(208) 561-1375
brian.saks@projecthealingwaters.org



BOARD from page 6

- iv. Potential alternate sources of grant dollars
- 5. Other
 - a. Finance
 - i. Financial Statement Review
 - ii. Annual Report Idaho Division of Business Services - Done
 - iii. FFI Dues paid - \$282
 - b. Bylaws discussion
 - i. Pending review by attorney to see if we need to update.
 - c. Sponsor Updates
 - i. Two new Sponsors
 - ii. Will update in January
 - d. FFI
 - i. Renewal changes: slight increase in cost
 - ii. Updated benefits
 - iii. Included article in January newsletter; will continue to present to membership
 - e. Fly Fishing 101
 - i. Review Directors input
 - i. Articles to be completed within 2 weeks
 - ii. Next step: assemble articles into one Word document
 - ii. Schedule
 - i. 3 educational meetings + 1 casting lesson + Fishout on June 22
 - ii. Session length: 90-120 minutes each (approximate)
 - iii. Venue identification process begins
 - 1. Potential sites
 - a. CDA Library for educational meetings
 - b. NIC Soccer field for casting
 - iii. Identification of instructors needed
 - iv. Formation of classes
 - i. Limited to 25
 - ii. 1 teacher with several helpers
 - v. Marketing
 - i. Include discount for fly gear with local shops in lieu of supplying equipment
 - 1. Reasons: Better in instances where the student has gear, allows for the student to begin a relationship with the local shop, gives them the opportunity to buy something other than a rod combo, and reduces the burden on the club.
 - ii. Advertisement includes mention of the various chapters, dates, discounts at local shop, and sign up instructions.
 - f. Next Board meeting: February 8, 2024
- 6. Adjourned

Birthday Wishes

If wishes were fishes...



FEBRUARY

Ronald Mamajek
February 2
Mel Wimmer
February 13
Sharon Kistler
February 19
Mike Mclean
February 20
Regine Hensel
February 22
Skip Quade
February 25
Gene Yotsuuye
Feb 28

MARCH

Mary Wehlacz
March 3
Bob Miller
March 4
Barb Hallett
March 11
Toni Sommer
March 11
Dave Londeree
March 13
Sally Leis
March 14
Rio Setty
March 14
Robin Wimmer
March 15
Mark Vehr
March 19
Steve Meier
March 21
Dan Richmond
March 26
Mike Satren
March 30

“Dare to live the life you’ve always wanted.”

Club Officers

President

Rich Birkett
(208) 660-1975
birkettstl@gmail.com

Vice-President

Tom McLaughlin
(208) 719-0356
tmclaughlin924@gmail.com

Secretary

Craig Baumann
(858) 353-2300
craigbaumann@gmail.com

Treasurer

Stephen Sommer
(805) 878-4613
stephen@sommerwholesalenursery.com

Trustees

Wayne Hudlemeyer
(208) 664-3611
vwhud@tds.net

Mark Vehr

(208) 449-8808
ma2ve2@gmail.com

Dave Londeree

(208) 946-6631
dlonderee@roadrunner.com

Trustee-at-Large

Dave Gillmor
(208) 920-9000
davegillmor@gmail.com

Committees

Membership

Craig Baumann
(858) 353-2300
craigbaumann@gmail.com

Conservation

Matt Albaugh
(208) 680-6792
albaughrodco@gmail.com

Youth

Dave Londeree
(208) 946-6631
dlonderee@roadrunner.com

Library

Pat Smith
(480) 374-0218
smith.patrick075@gmail.com

Raffles

Dave Gillmor
(208) 920-9000
davegillmor@gmail.com

Programs

*****OPEN
POSITION***
Volunteer Needed**

Merchandise

Patrick Smith
(480) 374-0218
smith.patrick075@gmail.com

Quartermaster

Dave Londeree
(208) 946-6631
dlonderee@roadrunner.com

Webmaster

Mel Wimmer
(612) 816-1379
mrwimmer@msn.com

Newsletter

Sylvia Bach
(208) 771-9697
sylvia.beth.bach@outlook.com

Newsletter Proofreader


Leslie Balsley
(425) 785-0511
RLBalsley@comcast.net

*"I always wondered why somebody didn't
do something about that.
Then I realized... I was somebody!"*

New Club Name Badges Available

You may have noticed club members sporting new name badges adorned with the club logo and the owner's name. These badges are beautiful, a real work of art. To order one of these new badges, please contact Pat Smith at 480-374-0218 or smith.patrick075@gmail.com and let him make an order to the North Idaho Trophy Co. We can get a break in cost if we order in higher quantities. The cost is about \$15 with a magnetic fastener and about \$12 with a pin back.

An alligator type clip may be attached to the pin for an additional 80 cents.



NIFC Corporate Memberships

Please support these businesses



Guided fly fishing & float trips
Kootenai River, Idaho



Aaron Gordon
(303) 917-2822

longdriftoutfitters@gmail.com

THE RACKETEER

Welcome to the family
(208) 262-9622 605 E. 8th Ave, Suite B, Post Falls, ID

Mark's Marine
Coeur d'Alene Idaho
The World's Finest Fishing Boats

LUND
Waldcraft
HEWES
Craft

(208) 772-9038
www.marksmarincinc.com

Inland
North
West

Fishing Guides
www.inwguides.com

Northwest Outfitters
Idaho Outfitter # 17908

Michael Beard
Owner/Guide

2171 N. Main St. (208) 667-2707
Coeur d'Alene, ID 83814 E-Mail: info@nwoutfitters.com

Charles P. Swayze, DC

402 West Canfield Avenue, Suite 3 • Coeur d'Alene, Idaho 83815
Phone (208) 762-9000 • FAX (208) 762-9009
swayzechiropractic.com

NIFC Corporate Memberships

Please support these businesses



ironwood
VISION CENTER

Daniel Garn, OD
Optometric Physician

2141 N. Merritt Creek Loop
Coeur d'Alene, ID 83814
208.765.2200 Phone
208.765.2217 Fax
cdaeyedoctor.com
dan.garn@gmail.com

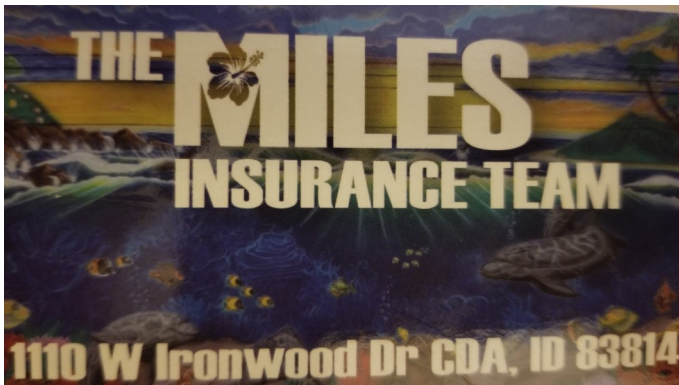
Elite Eyecare, PC



Jeff Smith

1816 Sherman Avenue
Coeur d'Alene, ID 83814

208 667-9304
www.fins1.com



THE MILES
INSURANCE TEAM

1110 W Ironwood Dr CDA, ID 83814



SAINT MARIES FLIES

Derek Darst
Fly Tyer

333 South 7th Street
Saint Maries, Idaho, 83861

208-568-0709
Saintmariesflies@gmail.com
Follow us on FaceBook and Instagram

Your Business Card

Could be Displayed Here and Projected Prior to
Every North Idaho Fly Casters Club Meeting

Contact Dave Londeree
(208) 946-6631
dlonderee@roadrunner.com

*Find out more about your
corporate membership benefits!*